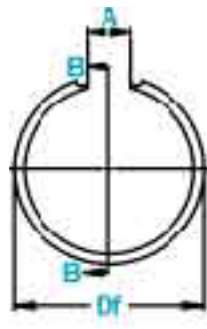

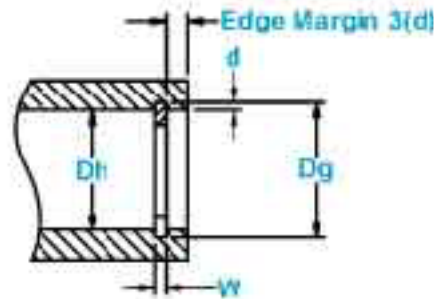
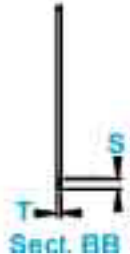


Internal, for Needle Bearings

HN Constant Section



Free Diameter & Ring
Measurement with Section B-B



Housing Diameter &
Groove Dimensions

Material SAE 1060-1075

RING SIZE	HOUSING DIAMETER			GROOVE SIZE				RING DIMENSIONS						ALLOWABLE STATIC HRUST LOAD (Lbs.)		
	Dh DEC	Dh FRACT.	Dh mm	DIAMETER		WIDTH	DEPTH	FREE DIAMETER		THICKNESS	SECTION		FREE GAP			
				Dg	TOL.	W	d	Df	TOL.	T ±.002	S	TOL.	A Min		A Max	
HN-112	1.125	1-1/8	28.58	1.181	±.005	.046	-0.003	.028	1.196	+.031	.042	.093	±.003	.375	.562	1100
HN-125	1.250	1-1/4	31.75	1.310				.030	1.330		.042	.093		.375	.562	1360
HN-137	1.375	1- 3/8	34.93	1.435				.030	1.460		.042	.093		.375	.562	1600
HN-150	1.500	1-1/2	38.10	1.580				.040	1.600		.042	.125		.375	.562	1900
HN-162	1.625	1-5/8	41.28	1.705				.040	1.725		.042	.125		.437	.750	1930
HN-175	1.750	1-3/4	44.45	1.830				.040	1.855		.042	.125		.437	.750	1960
HN-187	1.875	1-7/8	47.63	1.965				.045	1.990		.042	.156		.437	.750	2090
HN-200	2.000	2	50.80	2.090				.045	2.115		.042	.156		.437	.750	2200
HN-206	2.062	2-1/16	52.37	2.152				.045	2.177		.042	.156		.437	.750	2340
HN-218	2.187	2-3/16	55.55	2.277				.045	2.302		.042	.156		.437	.750	2700
HN-231	2.312	2-5/16	58.72	2.402				.045	2.432		.042	.156		.437	.750	2900
HN-243	2.437	2-7/16	61.90	2.527				.045	2.557		.042	.156		.437	.750	3000
HN-256	2.562	2-9/16	65.07	2.652	.045	2.682	.042	.156	.437	.750	3200					
HN-300	3.000	3	76.20	3.124	±.006	.068	.062	3.154	+.078	-0.000	.062	.187	±.005	.562	.938	6250
HN-325	3.250	3-1/4	82.55	3.374			.062	3.404			.062	.187		.562	.938	6500
HN-350	3.500	3-1/2	88.90	3.624			.062	3.654			.062	.187		.562	.938	6700
HN-375	3.750	3-3/4	95.25	3.874			.062	3.904			.062	.187		.562	.938	6100
HN-400	4.000	4	101.60	4.125			.062	4.155			.062	.187		.562	.938	7000
HN-425	4.250	4-1/4	107.95	4.394			.072	4.429			.078	.218		.625	1.062	9100
HN-450	4.500	4-1/2	114.30	4.644			.072	4.679			.078	.218		.625	1.062	9400
HN-475	4.750	4-3/4	120.65	4.894			.072	4.929			.078	.218		.625	1.062	9200
HN-500	5.000	5	127.00	5.144			.072	5.184			.078	.218		.625	1.062	9000
HN-525	5.250	5-1/4	133.35	5.394			.072	5.434			.078	.218		.625	1.062	8800
HN-575	5.750	5-3/4	146.05	5.894			.072	5.934			.078	.218		.625	1.062	8950
HN-600	6.000	6	152.40	6.160			±.007	.103			.080	6.220		+.125	-0.000	.093
HN-650	6.500	6-1/2	165.10	6.660	.080	6.730			.093	.250	.875	1.437	7500			
HN-700	7.000	7	177.80	7.160	.080	7.240			.093	.250	.875	1.437	6200			
HN-725	7.250	7-1/4	184.15	7.410	.080	7.500			.093	.250	1.000	1.750	6100			
HN-750	7.500	7-1/2	190.50	7.660	.080	7.760			.093	.250	1.000	1.750	6000			
HN-800	8.000	8	203.20	8.160	.080	8.285			.093	.250	1.000	1.750	5700			

Hardness: All Ring Sizes-HRC 42-52

For alternate cutoff styles, contact Rotor Clip Technical Sales at 1-800-557-6867 (E-mail: tech@rotorclip.com)