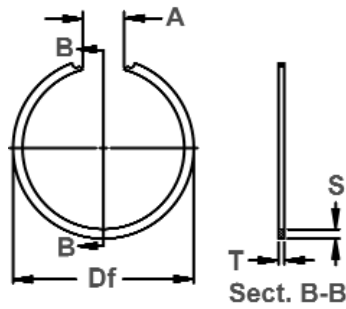


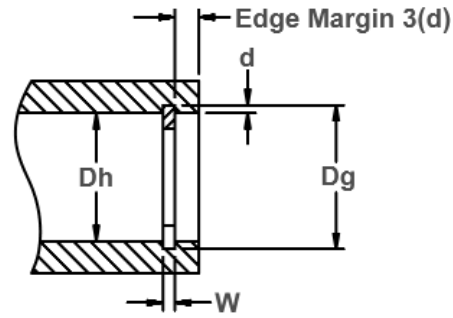
UHB Constant Section

Snap Ring, Internal, Inch

Once installed in the groove of a housing/bore, the portion of the ring protruding from the groove holds an assembly in place.



Free Diameter & Ring Measurement with Section B-B



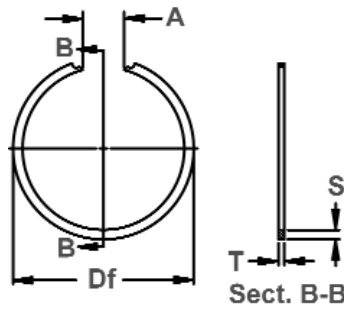
Housing Diameter & Groove Dimensions

Material SAE 1060-1075

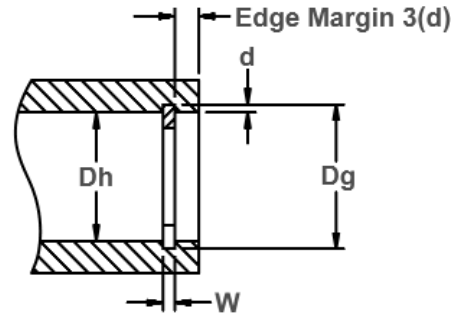
RING SIZE	HOUSING DIAMETER			GROOVE SIZE			RING DIMENSIONS						ALLOWABLE STATIC THRUST LOAD (Lbs.)		
				DIAMETER		WIDTH	DEPTH	FREE DIAMETER		THICKNESS	SECTION			FREE GAP A	
	Dh DEC	Dh FRACT.	Dh mm	Dg	TOL.	W	d	Df	TOL.	T +/- .002	S	TOL.		Min	Max
UHB-37	.375	3/8	9.5	0.395		.028	.010	0.400	+.031	.025	.035		.125	.218	250
UHB-43	.438	7/16	11.1	0.462		.028	.012	0.467	-.000	.025	.035		.125	.218	300
UHB-50	.500	1/2	12.7	0.524		.028	.012	0.530		.035	.040		.187	.344	470
UHB-51	.512		13.0	0.536		.039	.012	0.542		.035	.040		.187	.344	480
UHB-56	.562	9/16	14.3	0.590		+.003	.014	0.600		.035	.048		.187	.344	510
UHB-62	.625	5/8	15.9	0.657	+/- .003	-.000	.016	0.670	+.025	.035	.048		.187	.344	620
UHB-68	.688	11/16	17.5	0.720			.016	0.733	-.000	.035	.048		.187	.344	700
UHB-75	.750	3/4	19.1	0.786			.018	0.799		.035	.048		.187	.344	750
UHB-77	.777		19.7	0.813			.018	0.827		.042	.062	+/- .003	.187	.344	1020
UHB-81	.812	13/16	20.6	0.852			.020	0.867		.042	.062		.187	.344	1090
UHB-87	.875	7/8	22.2	0.919		.046	.022	0.934		.042	.062		.281	.438	1130
UHB-90	.901		22.9	0.945		+.003	.022	0.961		.042	.078		.281	.438	1260
UHB-93	.938	15/16	23.8	0.986		-.000	.024	1.003		.042	.078		.281	.438	1360
UHB-100	1.000	1	25.4	1.052			.024	1.070		.042	.078		.281	.438	1470
UHB-102	1.023		26.0	1.075			.026	1.094		.042	.093		.281	.438	1500
UHB-106	1.062	1-1/16	27.0	1.114			.026	1.134		.050	.093		.281	.438	1780
UHB-112	1.125	1-1/8	28.6	1.181			.028	1.202	+.031	.050	.093		.375	.562	1880
UHB-118	1.188	1-3/16	30.2	1.248			.030	1.270	-.000	.050	.093		.375	.562	1990
UHB-125	1.250	1-1/4	31.8	1.314			.032	1.337		.050	.109		.375	.562	2090
UHB-131	1.312	1-5/16	33.3	1.380			.034	1.404		.050	.109		.375	.562	2200
UHB-137	1.375	1-3/8	34.9	1.447		.056	.036	1.472		.050	.109		.375	.562	2300
UHB-143	1.438	1-7/16	36.5	1.510		+.003	.036	1.535		.050	.125		.375	.562	2460
UHB-145	1.456	-	36.1	1.532	+/- .005	-.000	.038	1.557		.050	.125		.375	.562	2490
UHB-150	1.500	1-1/2	38.1	1.576			.038	1.607		.050	.125		.375	.562	2560
UHB-156	1.562	1-9/16	39.7	1.642			.040	1.668		.062	.125		.437	.687	3060
UHB-162	1.625	1-5/8	41.3	1.709			.042	1.736		.062	.141	+/- .005	.437	.687	3190
UHB-165	1.653	-	42.0	1.737			.042	1.765		.062	.141		.437	.687	3240
UHB-168	1.688	1-11/16	42.9	1.776		.068	.044	1.804	+.046	.062	.156		.437	.687	3370
UHB-175	1.750	1-3/4	44.4	1.842		+.004	.046	1.870	-.000	.062	.156		.437	.687	3510
UHB-181	1.812	1-13/16	46.0	1.904		-.000	.046	1.933		.062	.156		.437	.687	3640
UHB-185	1.850	-	47.0	1.946			.048	1.975		.062	.156		.437	.687	3710
UHB-187	1.875	1-7/8	47.6	1.971			.048	2.000		.062	.156		.437	.687	3760

Hardness: All Ring Sizes - HRC 42-52

For alternate cutoff styles, contact Rotor Clip Technical Sales at 1-800-557-6867 (E-mail: tech@rotorclip.com)



Free Diameter & Ring Measurement with Section B-B



Housing Diameter & Groove Dimensions

Material SAE 1060-1075

RING SIZE	HOUSING DIAMETER			GROOVE SIZE			RING DIMENSIONS				FREE GAP A		ALLOWABLE STATIC THRUST LOAD (Lbs.)		
				DIAMETER		WIDTH	DEPTH	FREE DIAMETER	THICKNESS	SECTION					
	Dh DEC	Dh FRACT.	Dh mm	Dg	TOL.	W	d	Df	TOL.	T +/- .002	S	TOL.		Min	Max
UHB-193	1.938	1-15/16	49.2	2.038	+/- .005	.068	.050	2.068		.062	.156		.500	.750	3870
UHB-196	1.968	1-31/32	50.0	2.068		.068	.050	2.098		.062	.156		.500	.750	3935
UHB-200	2.000	2	50.8	2.100		.068	.050	2.131		.062	.156		.500	.750	4000
UHB-206	2.062	2-1/16	52.4	2.166	+/- .006	.086 + .005 - .000	.052	2.197	+ .046 - .000	.062	.156	+/- .005	.500	.750	4380
UHB-212	2.125	2-1/8	54.0	2.229			.052	2.260		.078	.156		.500	.750	5140
UHB-218	2.188	2-3/16	55.6	2.296			.054	2.331		.078	.171		.500	.750	5470
UHB-225	2.250	2-1/4	57.1	2.358			.054	2.393		.078	.171		.500	.750	5630
UHB-231	2.312	2-5/16	58.7	2.424			.056	2.459		.078	.171		.500	.750	5790
UHB-237	2.375	2-3/8	60.3	2.487			.056	2.523		.078	.171		.500	.750	5950
UHB-244	2.440	2-7/16	62.0	2.556			.058	2.592		.078	.187		.500	.750	6270
UHB-250	2.500	2-1/2	63.5	2.616			.058	2.653		.078	.187		.500	.750	6350
UHB-253	2.531	2-17/32	64.3	2.651			.060	2.688		.078	.187		.500	.750	6510
UHB-256	2.562	2-9/16	65.1	2.686			.062	2.726		.093	.187		.562	.812	8400
UHB-262	2.625	2-5/8	66.7	2.750	.062	2.790	.093	.187	.562	.812	8650				
UHB-268	2.688	2-11/16	68.3	2.816	+/- .006	.103 + .005 - .000	.062	2.856	+ .062 - .000	.093	.187	+/- .005	.562	.812	8800
UHB-271	2.717	-	68.8	2.842			.064	2.882		.093	.187		.562	.812	8875
UHB-275	2.750	2-3/4	69.8	2.878			.064	2.918		.093	.187		.562	.812	8950
UHB-281	2.812	2-13/16	71.4	2.945			.066	2.985		.093	.187		.625	.875	9100
UHB-283	2.835	-	72.0	2.966			.066	3.006		.093	.187		.625	.875	9250
UHB-287	2.875	2-7/8	73.0	3.011			.068	3.056		.093	.187		.625	.875	9400
UHB-300	3.000	3	76.2	3.136			.068	3.181		.093	.187		.625	.875	9550
UHB-306	3.062	3-1/16	77.8	3.202			.070	3.247		.109	.218		.625	.875	10470
UHB-312	3.125	3-1/8	79.4	3.265			.070	3.311		.109	.218		.625	.875	10690
UHB-315	3.156	3-5/32	80.2	3.296			.070	3.342		.109	.218		.625	.875	10800
UHB-325	3.250	3-1/4	82.5	3.394	.072	3.442	.109	.218	.718	1.062	11120				
UHB-334	3.346	3-11/32	85.0	3.490	+/- .006	.120 + .006 - .000	.072	3.539	+ .078 - .000	.109	.218	+/- .005	.718	1.062	11450
UHB-346	3.469	3-15/32	88.1	3.613			.072	3.663		.109	.218		.718	1.062	11870
UHB-350	3.500	3-1/2	88.9	3.648			.074	3.700		.109	.250		.718	1.062	11970
UHB-354	3.543	-	90.0	3.691			.074	3.745		.109	.250		.718	1.062	12120
UHB-356	3.562	3-9/16	90.5	3.710			.074	3.766		.109	.250		.718	1.062	12190
UHB-362	3.625	3-5/8	92.1	3.773			.074	3.831		.109	.250		.718	1.062	12380
UHB-375	3.750	3-3/4	95.2	3.902			.076	3.962		.109	.250		.718	1.062	12600

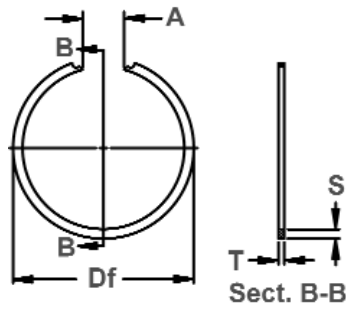
Hardness: All Ring Sizes - HRC 42-52



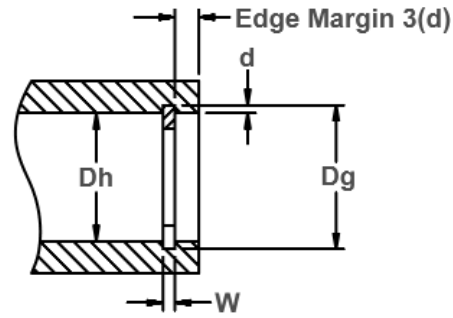
UHB Constant Section

Snap Ring, Internal, Inch

Once installed in the groove of a housing/bore, the portion of the ring protruding from the groove holds an assembly in place.



Free Diameter & Ring Measurement with Section B-B



Housing Diameter & Groove Dimensions

Material SAE 1060-1075

RING SIZE	HOUSING DIAMETER			GROOVE SIZE			RING DIMENSIONS						ALLOWABLE STATIC THRUST LOAD (Lbs.)						
				DIAMETER		WIDTH	DEPTH	FREE DIAMETER		THICKNESS	SECTION			FREE GAP A					
	Dh DEC	Dh FRACT.	Dh mm	Dg	TOL.	W	d	Df	TOL.	T +/- .002	S	TOL.		Min	Max				
UHB-387	3.875	3-7/8	98.4	4.027	+/- .006	.120 +.006 -.000	.076	4.089	+.078	.109	.250	+/- .005	.718	1.062	12820				
UHB-393	3.938	3-15/16	100.0	4.094			.078	4.156	-.000	.109	.250		.718	1.062	13230				
UHB-400	4.000	4	101.6	4.156			.078	4.221	+ .093 -.000	.109	.250		.875	1.312	13690				
UHB-412	4.125	4-1/8	104.8	4.285			.080	4.355		.109	.250		.875	1.312	14110				
UHB-425	4.250	4-1/4	108.0	4.410			.080	4.485		.109	.250		.875	1.312	14540				
UHB-433	4.331	-	110.0	4.490			.080	4.565		.109	.250		.875	1.312	14960				
UHB-443	4.436	4-7/16	112.7	4.596			.080	4.670		.109	.250		.875	1.312	15170				
UHB-450	4.500	4-1/2	114.3	4.664			.082	4.744		.109	.250		.875	1.312	15390				
UHB-462	4.625	4-5/8	117.5	4.795			.085	4.875		.109	.250		.875	1.312	15830				
UHB-475	4.750	4-3/4	120.6	4.926			.088	5.011		.109	.281		.875	1.312	16250				
UHB-500	5.000	5	127.0	5.180	.090	5.265	.109	.281		.875	1.312	17110							
UHB-525	5.250	5-1/4	133.3	5.435	+/- .007	.139 +.006 -.000	.092	5.530		+.125 -.000	.125	.312	+/- .005	1.000	1.500	20590			
UHB-537	5.375	5-3/8	136.5	5.565			.095	5.660	.125		.312	1.000		1.500	21110				
UHB-550	5.500	5-1/2	139.7	5.696			.098	5.796	.125		.312	1.000		1.500	21790				
UHB-575	5.750	5-3/4	146.0	5.950			.100	6.050	.125		.312	1.000		1.500	22570				
UHB-600	6.000	6	152.4	6.204			.102	6.309	.125		.312	1.000		1.500	23550				
UHB-625	6.250	6-1/4	158.7	6.458			+/- .008	.174 +.006 -.000	.104		6.568	+.156 -.000		.156	.343	+/- .005	1.000	1.500	29420
UHB-650	6.500	6-1/2	165.1	6.712					.106		6.832			.156	.343		1.125	1.812	30610
UHB-662	6.625	6-5/8	168.3	6.845					.110		6.975			.156	.343		1.125	1.812	31400
UHB-675	6.750	6-3/4	171.4	6.970					.110		7.100			.156	.343		1.125	1.812	32640
UHB-700	7.000	7	177.8	7.220					.110		7.350			.156	.343		1.125	1.812	34850
UHB-725	7.250	7-1/4	184.1	7.500	.125	7.630			.187	.375	1.375		2.250	38060					
UHB-750	7.500	7-1/2	190.5	7.750	.125	7.890			.187	.375	1.375		2.250	39450					
UHB-800	8.000	8	203.2	8.250	.125	8.400			.187	.375	1.375		2.250	41960					
UHB-825	8.250	8-1/4	209.5	8.540	.145	8.665			.187	.437	1.625		2.500	43320					
UHB-850	8.500	8-1/2	215.9	8.790	.145	8.915			.187	.437	1.625		2.500	44710					
UHB-875	8.750	8-3/4	222.2	9.080	.165	9.205	.187	.500	1.625	2.500	48900								
UHB-900	9.000	9	228.6	9.330	.165	9.455	.187	.500	1.625	2.500	49740								
UHB-905	9.250	9-1/4	235.0	9.384	.165	9.509	.187	.500	1.750	2.625	50050								
UHB-950	9.500	9-1/2	241.3	9.830	.165	9.955	.187	.500	1.750	2.625	52520								
UHB-984	9.750	9-3/4	247.7	10.170	.165	10.295	.187	.500	1.750	2.625	53780								
UHB-1000	10.000	10	254.0	10.330	.165	10.455	.187	.500	1.750	2.625	55400								

Hardness: All ring sizes - HRC 42-52