

# Snap Ring, External, Inch

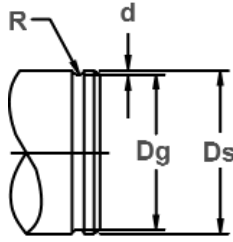
## Round Section.

Once installed in the groove of a shaft the portion of the ring protruding from the groove holds an assembly in place.

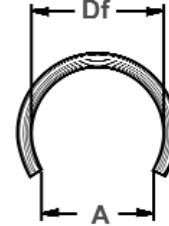
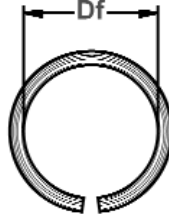
# RLC/RLO

# RHC/RHO

# Constant Section



Shaft Diameter & Groove Dimensions



Free Diameter & Ring Measurement

RING NUMBER		SHAFT DIAMETER		GROOVE SIZE			RING DIMENSIONS				
				DIAMETER		RADIUS	DEPTH	FREE DIAMETER		SECTION	FREE GAP
CLOSED*	OPEN*	Ds DEC	Ds mm	Dg	TOL.	R +.002/-.000	d	Df	TOL.	P	A Max.
RHC-25	RHO-25	.250	6.35	.234	+.003 -.000	.016	.008	.228	-.020	.029	.205
RHC-31	RHO-31	.312	7.92	.290		.019	.011	.284		.035	.255
RLC-37	RLO-37	.375	9.53	.357		.016	.009	.351		.029	.325
RHC-37	RHO-37	.375	9.53	.349		.023	.013	.343		.043	.305
RLC-43	RLO-43	.437	11.10	.415		.019	.011	.409		.035	.365
RHC-43	RHO-43	.437	11.10	.405		.027	.016	.399		.051	.355
RLC-50	RLO-50	.500	12.70	.474		.023	.013	.468		.043	.415
RHC-50	RHO-50	.500	12.70	.464		.031	.018	.458		.059	.405
RLC-56	RLO-56	.562	14.27	.534		.024	.014	.528		.045	.470
RHC-56	RHO-56	.562	14.27	.524		.031	.019	.518		.059	.460
RLC-62	RLO-62	.625	15.88	.593	.027	.016	.587	.051	.520		
RHC-62	RHO-62	.625	15.88	.581	.037	.022	.575	.071	.510		
RLC-68	RLO-68	.687	17.45	.655	.027	.016	.649	.051	.575		
RHC-68	RHO-68	.687	17.45	.643	.037	.022	.637	.071	.565		
RLC-75	RLO-75	.750	19.05	.714	.031	.018	.706	.059	.625		
RHC-75	RHO-75	.750	19.05	.698	.044	.026	.690	.085	.610		
RLC-81	RLO-81	.812	20.62	.776	.031	.018	.768	.059	.680		
RHC-81	RHO-81	.812	20.62	.760	.044	.026	.752	.085	.665		
RLC-87	RLO-87	.875	22.23	.831	.037	.022	.823	.071	.730		
RHC-87	RHO-87	.875	22.23	.813	.051	.031	.805	.100	.710		
RLC-93	RLO-93	.937	23.80	.893	.037	.022	.885	.071	.780		
RHC-93	RHO-93	.937	23.80	.875	.051	.031	.867	.100	.765		
RLC-100	RLO-100	1.000	25.40	.948	.044	.026	.938	.085	.830		
RHC-100	RHO-100	1.000	25.40	.926	.060	.037	.916	.118	.810		
RLC-106	RLO-106	1.062	26.97	1.010	.044	.026	1.000	.085	.885		
RHC-106	RHO-106	1.062	26.97	.988	.060	.037	.979	.118	.865		
RLC-112	RLO-112	1.125	28.58	1.063	.051	.031	1.051	.100	.930		
RHC-112	RHO-112	1.125	28.58	1.045	.066	.040	1.034	.130	.915		
RLC-118	RLO-118	1.187	30.15	1.125	.051	.031	1.114	.100	.985		
RHC-118	RHO-118	1.187	30.15	1.107	.066	.040	1.096	.130	.970		
RLC-125	RLO-125	1.250	31.75	1.176	.060	.037	1.164	.118	1.030		
RHC-125	RHO-125	1.250	31.75	1.162	.071	.044	1.150	.140	1.015		
RLC-131	RLO-131	1.312	33.32	1.238	.060	.037	1.226	.118	1.085		
RHC-131	RHO-131	1.312	33.32	1.224	.071	.044	1.212	.140	1.070		
RLC-137	RLO-137	1.375	34.93	1.295	.066	.040	1.281	.130	1.130		
RHC-137	RHO-137	1.375	34.93	1.277	.079	.049	1.263	.156	1.120		
RLC-143	RLO-143	1.437	36.50	1.357	.066	.040	1.344	.130	1.185		
RHC-143	RHO-143	1.437	36.50	1.339	.079	.049	1.326	.156	1.170		
RLC-150	RLO-150	1.500	38.10	1.412	.071	.044	1.398	.140	1.235		
RHC-150	RHO-150	1.500	38.10	1.392	.087	.054	1.378	.172	1.215		
RLC-162	RLO-162	1.625	41.28	1.537	.071	.044	1.522	.140	1.345		
RHC-162	RHO-162	1.625	41.28	1.517	.087	.054	1.502	.172	1.325		
RLC-175	RLO-175	1.750	44.45	1.642	.087	.054	1.626	.172	1.435		

\*NOTE: H=HEAVY; L=LIGHT  
Hardness: All Ring Sizes - HRC 46-53

